



FINANCIAL
STATEMENTS
2011

CONTENTS

INDEPENDENT AUDITOR'S REPORT

**INDIVIDUAL FINANCIAL STATEMENTS
(PREPARED IN ACCORDANCE WITH THE
INTERNATIONAL FINANCIAL REPORTING
STANDARDS, AS ADOPTED BY THE EU) FOR
THE YEAR ENDED 31 DECEMBER 2011**

**PROPOSAL OF PROFIT DISTRIBUTION FOR
THE YEAR 2011**

eustream, a.s.

INDEPENDENT AUDITOR'S REPORT

To the Shareholders and Board of Directors of eustream, a.s.:

We have audited the accompanying financial statements of eustream, a.s. (the "Company"), which comprise the balance sheet as at 31 December 2011, and the income statement, statement of comprehensive income, statement of changes in equity and statement of cash flows for the year then ended, and a summary of significant accounting policies and other explanatory information.

Statutory Body's Responsibility for the Financial Statements

The Company's statutory body is responsible for the preparation and fair presentation of these financial statements in accordance with International Financial Reporting Standards as adopted by the EU, and for such internal control as the statutory body determines is necessary to enable the preparation of financial statements that are free from material misstatement, whether due to fraud or error.

Auditor's Responsibility

Our responsibility is to express an opinion on these financial statements based on our audit. We conducted our audit in accordance with International Standards on Auditing. Those standards require that we comply with ethical requirements and plan and perform the audit to obtain reasonable assurance about whether the financial statements are free from material misstatement.

An audit involves performing procedures to obtain audit evidence about the amounts and disclosures in the financial statements. The procedures selected depend on the auditor's judgment, including the assessment of the risks of material misstatement of the financial statements, whether due to fraud or error. In making those risk assessments, the auditor considers internal control relevant to the Company's preparation and fair presentation of the financial statements in order to design audit procedures that are appropriate in the circumstances, but not for the purpose of expressing an opinion on the effectiveness of the Company's internal control. An audit also includes evaluating the appropriateness of accounting policies used and the reasonableness of accounting estimates made by the statutory body, as well as evaluating the overall presentation of the financial statements.

We believe that the audit evidence we have obtained is sufficient and appropriate to provide a basis for our audit opinion.

Opinion


In our opinion, the financial statements present fairly, in all material respects, the financial position of eustream, a.s. as of 31 December 2011, and its financial performance and its cash flows for the year then ended in accordance with International Financial Reporting Standards as adopted by the EU.

Emphasis of Matter

We draw attention to Note 23 of the financial statements, which describes certain legislative process related to gas transmission. Our opinion is not modified in respect of this matter.

Bratislava 17 February 2012


Deloitte Audit s.r.o.
Licence SKAu No. 014


Ing. Wolda K. Grant, FCCA
Responsible Auditor
Licence SKAu No. 921

CONTENTS

	Page
Individual Financial Statements (presented in accordance with International Financial Reporting Standards, as adopted by the EU):	
Balance Sheets	3
Income Statements	4
Statements of Comprehensive Income	5
Statements of Changes in Equity	6
Statements of Cash Flows	7
Notes to the Individual Financial Statements	8 - 32

eustream, a.s.
BALANCE SHEETS
As at 31 December 2011 and 31 December 2010
(EUR '000)

	Note	31 December 2011	31 December 2010
ASSETS:			
NON-CURRENT ASSETS			
Property, plant and equipment	6	47 796	33 883
Non-current intangible assets	7	10 506	3 321
Total non-current assets		58 302	37 204
CURRENT ASSETS			
Inventories	8	21 772	20 744
Receivables and prepayments	9	278 958	298 013
Income tax asset		1 758	-
Other assets		-	10
Cash and cash equivalents		68	59
Total current assets		302 556	318 826
TOTAL ASSETS		360 858	356 030
EQUITY AND LIABILITIES:			
CAPITAL AND RESERVES			
Registered capital	13	82 929	82 929
Legal reserve fund and other funds	14	24 159	17 233
Retained earnings	14	190 513	191 739
Total equity		297 601	291 901
NON-CURRENT LIABILITIES			
Retirement and other long-term employee benefits	10	2 033	2 138
Deferred tax liability	20.2	3 230	1 760
Total non-current liabilities		5 263	3 898
CURRENT LIABILITIES			
Trade and other payables	12	54 206	28 031
Current income tax		-	26 635
Provisions and other current liabilities	11	3 788	5 565
Total current liabilities		57 994	60 231
Total liabilities		63 257	64 129
TOTAL EQUITY AND LIABILITIES		360 858	356 030

The financial statements on pages 3 to 32 were signed on 17 February 2012 on behalf of the Board of Directors:



Gunnar Löwensen
Chairman of the Board of Directors



Dipl. Ing. Antoine Jourdain
Member of the Board of Directors

eustream, a.s.
INCOME STATEMENTS
Years ended 31 December 2011 and 31 December 2010
(EUR '000)

	Note	Year ended 31 December 2011	Year ended 31 December 2010
Revenues from sale of services			
Natural gas transmission and other		802 386	826 472
Total revenues		<u>802 386</u>	<u>826 472</u>
Operating costs			
Own work capitalised		977	653
Purchases of natural gas and consumables and services		(145 186)	(135 474)
Depreciation and amortisation	6, 7	(3 622)	(4 016)
Lease of transmission network and other services		(387 230)	(417 422)
Staff costs	15	(36 606)	(31 889)
Provision for bad and doubtful debts, obsolete and slow-moving inventory, net	8, 9	(329)	(98)
Provisions and impairment losses, net	6, 7, 11	(592)	(2 379)
Other, net		(522)	(2 427)
Total operating costs		<u>(573 110)</u>	<u>(593 052)</u>
Operating profit		229 276	233 420
Financial income/(expense)	17, 18	1 752	777
Profit before income taxes		<u>231 028</u>	<u>234 197</u>
Income tax	20.1	(43 969)	(45 912)
NET PROFIT FOR THE PERIOD		<u>187 059</u>	<u>188 285</u>

eustream, a.s.
STATEMENTS OF COMPREHENSIVE INCOME
Years ended 31 December 2011 and 31 December 2010
(EUR '000)

	Note	Year ended 31 December 2011	Year ended 31 December 2010
PROFIT FOR THE PERIOD		187 059	188 285
Other comprehensive income:	21		
Cash flow hedging		8 702	1 131
Deferred tax relating to components of other comprehensive income/loss for the period		(1 776)	-
OTHER NET COMPREHENSIVE INCOME/(LOSS) FOR THE PERIOD		6 926	1 131
TOTAL NET COMPREHENSIVE INCOME FOR THE PERIOD		193 985	189 416

eustream, a.s.

INDIVIDUAL STATEMENTS OF CHANGES IN EQUITY

Years ended 31 December 2011 and 31 December 2010

(EUR '000)

	Registered capital	Legal reserve fund	Hedging reserve	Retained earnings	Total
Balance at 31 December 2009	82 929	16 586	(484)	82 123	181 154
Net profit for the period	-	-	-	188 285	188 285
Other comprehensive income for the period	-	-	1 131	-	1 131
Dividends paid	-	-	-	(78 669)	(78 669)
Balance at 31 December 2010	82 929	16 586	647	191 739	291 901
Net profit for the period	-	-	-	187 059	187 059
Other comprehensive income for the period	-	-	6 926	-	6 926
Dividends paid	-	-	-	(188 285)	(188 285)
Balance at 31 December 2011	82 929	16 586	7 573	190 513	297 601

eustream, a.s.
STATEMENTS OF CASH FLOWS
Years ended 31 December 2011 and 31 December 2010
(EUR '000)

	Note	Year ended 31 December 2011	Year ended 31 December 2010
Operating activities			
Cash flows from operating activities	22	275 073	118 150
Interest paid		(2)	-
Interest received		1 549	427
Income tax paid		(72 668)	(17 841)
Net cash flows from operating activities		<u>203 952</u>	<u>100 736</u>
Investing activities			
Acquisition of property, plant and equipment		(16 641)	(19 453)
Proceeds from sale of property, plant and equipment and intangible assets		35	559
Net cash inflow/(outflow) from investing activities		<u>(16 606)</u>	<u>(18 894)</u>
Financing activities			
Dividends paid		(188 285)	(78 669)
Other proceeds and payments from financing activities, net		945	(3 133)
Net cash flows from financing activities		<u>(187 340)</u>	<u>(81 802)</u>
Net increase in cash and cash equivalents		<u>6</u>	<u>40</u>
Net foreign exchange difference		3	(1)
Cash and cash equivalents at the beginning of the period		59	20
Cash and cash equivalents at the end of the period		<u>68</u>	<u>59</u>

1. GENERAL

1.1. General Information

In accordance with Act No. 431/2002 Coll. on Accounting as amended, eustream, a.s., (hereinafter also the "eustream" or the "Company") prepares individual financial statements in accordance with International Financial Reporting Standards ("IFRS"), as adopted by the European Union ("EU").

The Company was founded by a Memorandum of Association on 26 November 2004 and incorporated in the Commercial Register on 10 December 2004 under the business name SPP – preprava, a.s. Slovenský plynárenský priemysel, a.s. is the 100% owner of the Company.

On 1 July 2006, Slovenský plynárenský priemysel, a.s. (hereinafter also "SPP") made a contribution to the Company of part of the business, including the assets (not including the main assets for natural gas transmission) and liabilities of the former transmission division. At the same time, SPP leased the main assets for natural gas transmission (gas transmission pipelines, compressor stations) to the Company under an operating lease contract.

Since 1 July 2006, the Company has assumed the performance of activities related to international natural gas transmission.

SPP – preprava a.s. changed its business name to eustream a.s. by an entry in the Commercial Register on 3 January 2008.

On 11 May 2011, the Annual General Meeting approved the Company's 2010 financial statements.

Company Identification No. (IČO)	35 910 712
Tax Registration No. (DIČ)	2021931175

1.2. Principal Activities

Since 1 July 2006, following the legal unbundling, the Company assumed the performance of activities associated with the transmission of natural gas. Refer also to Note 23 for details on the EU's third energy package.

1.3. Employees

The average number of employees of the Company for the year ended 31 December 2011 was 970, of which 1 was executive management (for the year ended 31 December 2010: 920, of which 1 was executive management).

1.4. Registered Address

Mlynské nivy 42
825 11 Bratislava
Slovak Republic

2. NEW INTERNATIONAL FINANCIAL REPORTING STANDARDS AND CHANGES IN ESTIMATES

2.1. Adoption of New and Revised International Financial Reporting Standards

The Company has adopted all the new and revised standards and interpretations issued by the International Accounting Standards Board (IASB) and the International Financial Reporting Interpretations Committee (IFRIC) of the IASB that have been endorsed for use in the EU and that are relevant to its operations and are effective for accounting periods beginning on 1 January 2011. The following amendments to the existing standards issued by the International Accounting Standards Board and adopted by the EU are effective for the current accounting period:

- **Amendments to IAS 24 "Related Party Disclosures"** – Simplifying the disclosure requirements for government-related entities and clarifying the definition of a related party, adopted by the EU on 19 July 2010 (effective for annual periods beginning on or after 1 January 2011);
- **Amendments to IAS 32 "Financial Instruments: Presentation"** – Accounting for rights issues, adopted by the EU on 23 December 2009 (effective for annual periods beginning on or after 1 February 2010);

- **Amendments to IFRS 1 “First-time Adoption of IFRS”** – Limited Exemption from Comparative IFRS 7 Disclosures for First-time Adopters, adopted by the EU on 30 June 2010 (effective for annual periods beginning on or after 1 July 2010);
- **Amendments to various standards and interpretations “Improvements to IFRSs (2010)”** – Resulting from the annual improvement project of IFRS published on 6 May 2010 (IFRS 1, IFRS 3, IFRS 7, IAS 1, IAS 27, IAS 34, IFRIC 13), primarily with a view to removing inconsistencies and clarifying wording, adopted by the EU on 18 February 2011 (the amendments will apply to annual periods beginning on or after 1 July 2010, or beginning on or after 1 January 2011, depending on the standard/interpretation);
- **Amendments to IFRIC 14 “IAS 19 – The Limit on a Defined Benefit Asset, Minimum Funding Requirements and Their Interaction”** – Prepayments of a Minimum Funding Requirement, adopted by the EU on 19 July 2010 (effective for annual periods beginning on or after 1 January 2011); and
- **IFRIC 19 “Extinguishing Financial Liabilities with Equity Instruments”**, adopted by the EU on 23 July 2010 (effective for annual periods beginning on or after 1 July 2010).

The adoption of these amendments to the existing standards has not led to any changes in the Company's accounting policies.

At the date of authorisation of these financial statements the following standards, revisions, and interpretations adopted by the EU were in issue but not yet effective:

Amendments to IFRS 7 “Financial Instruments: Disclosures” – Transfers of Financial Assets, adopted by the EU on 22 November 2011 (effective for annual periods beginning on or after 1 July 2011).

The Company has elected not to adopt these standards, revisions, and interpretations in advance of their effective dates.

The Company anticipates that the adoption of these standards, revisions, and interpretations will have no material impact on the Company's financial statements in the period of initial application.

At present, IFRS as adopted by the EU do not significantly differ from regulations adopted by the International Accounting Standards Board (IASB), except for the following standards, amendments to the existing standards and interpretations, which were not endorsed for use as at 31 December 2011:

- **IFRS 9 “Financial Instruments”** (effective for annual periods beginning on or after 1 January 2013);
- **IFRS 10 “Consolidated Financial Statements”** (effective for annual periods beginning on or after 1 January 2013);
- **IFRS 11 “Joint Arrangements”** (effective for annual periods beginning on or after 1 January 2013);
- **IFRS 12 “Disclosures of Involvement with Other Entities”** (effective for annual periods beginning on or after 1 January 2013);
- **IFRS 13 “Fair Value Measurement”** (effective for annual periods beginning on or after 1 January 2013);
- **IAS 27 (revised in 2011) “Separate Financial Statements”** (effective for annual periods beginning on or after 1 January 2013);
- **IAS 28 (revised in 2011) “Investments in Associates and Joint Ventures”** (effective for annual periods beginning on or after 1 January 2013);
- **Amendments to IFRS 1 “First-time Adoption of IFRS”** – Severe Hyperinflation and Removal of Fixed Dates for First-time Adopters (effective for annual periods beginning on or after 1 July 2011);
- **Amendments to IAS 1 “Presentation of Financial Statements”** – Presentation of Items of Other Comprehensive Income (effective for annual periods beginning on or after 1 July 2012);

- **Amendments to IAS 12 “Income Taxes”** – Deferred Tax: Recovery of Underlying Assets (effective for annual periods beginning on or after 1 January 2012);
- **Amendments to IAS 19 “Employee Benefits”** – Improvements to Accounting for Post-employment Benefits (effective for annual periods beginning on or after 1 January 2013);
- **IFRIC 20 “Stripping Costs in the Production Phase of a Surface Mine”** (effective for annual periods beginning on or after 1 January 2013);

The Company anticipates that the adoption of these standards, amendments to the existing standards, and interpretations will have no material impact on the Company's financial statements in the period of first application.

At the same time, hedge accounting regarding the portfolio of financial assets and liabilities, whose principles have not been adopted by the EU, is still unregulated. Based on the Company's estimates, the application of hedge accounting for the portfolio of financial assets or liabilities pursuant to IAS 39: “Financial Instruments: Recognition and Measurement” would not significantly impact the financial statements, if applied as at the reporting date.

3. SUMMARY OF SIGNIFICANT ACCOUNTING POLICIES

a) Basis of Accounting

These individual financial statements have been prepared in accordance with IFRS as adopted by the EU. IFRS as adopted by the EU do not currently differ from IFRS as issued by the International Accounting Standards Board (IASB).

The financial statements are prepared under the historical cost convention, except for certain financial instruments. The principal accounting policies adopted are detailed below. The Company's reporting and functional currency is the euro (EUR). The individual financial statements were prepared under the going concern assumption.

b) Research and Development

Research and development costs are recognised as expenses except for costs incurred for development projects, which are recognised as non-current intangible assets to the extent of the expected future economic benefits. However, development costs initially recognised as expenses are not recognised as assets in a subsequent period.

c) Financial Instruments

Financial assets and liabilities are recognised on the Company's balance sheet when the Company becomes a party to the contractual provisions of the related instrument.

d) Derivative Financial Instruments

Derivative financial instruments are initially recognised at fair value and are re-measured to fair value at subsequent reporting dates. Derivative financial instruments are contracts: (i) whose value changes in response to a change in one or more identifiable variables; (ii) that require no significant net initial investment; and (iii) that are settled at a certain future date. Derivative financial instruments, therefore, include swaps, options, futures, and swaps and options, as well as forward commitments to buy or sell quoted or non-quoted securities, and firm commitments or options to buy or sell non-financial assets that include the physical delivery of the underlying assets.

Changes in the fair value of derivative financial instruments that are determined and effective as cash flow hedges are recognised directly in equity. As a hedging relationship arises, the Company documents the relationship between a hedging instrument and the hedged item, risk management objectives, and the strategy for realisation of various hedging transactions. As of the hedging origination, the Company continuously monitors whether the hedging instrument used in the hedging relationship is effective in compensating for cash flow changes in the hedged item. The amounts recognised in equity are recognised in the income statement at the same period when the hedged fixed liability is incurred or the anticipated transaction affects the profit or loss.

Changes in the fair value of derivative financial instruments that do not meet the requirements of effective cash flow hedging recognised in equity are recognised in the income statement.

e) Trade Receivables

Trade receivables are stated at their expected realisable value, net of provisions for debtors in bankruptcy or restructuring proceedings and net of provisions for overdue bad and doubtful receivables where risk exists that they will not be fully or partially settled.

f) Property, Plant and Equipment and Intangible Assets

Property, plant and equipment and intangible assets are stated at historical cost less accumulated depreciation and impairment losses. For assets deposited as a contribution in kind as at 1 July 2006, historical cost was determined by an independent expert as at this date.

Cost includes all costs incurred for placing the asset into service for its intended use.

Items of property, plant and equipment and intangible assets that are retired or disposed of are eliminated from the balance sheet at net book value. Any gain or loss resulting from such retirement or disposal is included in the income statement.

Items of property, plant and equipment are depreciated on a straight-line basis over their estimated useful lives. Depreciation charges are recognised in the income statement computed so as to amortise the cost of the assets to their estimated net book value over their residual useful lives. The useful lives of property, plant and equipment and intangible assets are as follows:

	2011	2010
Regulation stations	–	15 – 50
Border entry/exit points, domestic points	30 – 50	–
Structures	40	40
Machines, tools and equipment	4 – 15	4 – 15
Other non-current assets	1 – 8	1 – 8

Land is not depreciated as it is deemed to have an indefinite useful life.

At each reporting date an assessment is made as to whether there is any indication that the recoverable amount of the Company's property, plant and equipment and intangible assets is less than the carrying amount. Where there is such an indication, the recoverable amount of the asset, being whichever is the higher of the fair value less costs of sale and the present value of future cash flows, is estimated. The resulting provision for an impairment loss is recognised in full in the income statement in the year in which the impairment occurs. The discount rates used to calculate the net present value of future cash flows reflect current market assessments of the time value of money and the risks specific to the asset. In the event that a decision is made to abandon a construction project in progress or significantly to postpone the planned completion date, the carrying amount of the asset is reviewed for potential impairment and a provision recorded therefor, if appropriate.

Expenditures relating to an item of property, plant and equipment and intangible assets are added to the carrying amount of the asset when it is probable that future economic benefits, in excess of the original assessed standard of performance of the existing asset, will flow to the Company. All other subsequent expenditures are treated as repairs and maintenance and are expensed in the period in which they are incurred.

g) Inventories

Inventories are stated at the lower of cost and net realisable value. The cost of natural gas in the transmission network pipelines and raw materials and other inventories are calculated using the weighted arithmetic average method. Costs of raw materials and other inventories include costs of acquisition and related costs and for inventories developed internally materials, other direct costs and production overheads. Increases in natural gas accumulation in the transmission network pipelines are valued at cost. There are no costs related to acquisition. Appropriate provisions are made for obsolete and slow-moving inventories.

h) Cash and Cash Equivalents

Cash and cash equivalents consist of cash in hand and cash in bank with insignificant risk of changes in value.

i) Provisions for Liabilities

A provision is recognised when the Company has a present obligation (legal or constructive) as a result of a past event and it is probable that an outflow of resources embodying economic benefits will be required to settle the obligation, and a reliable estimate can be made of the amount of the obligation. Provisions are reviewed at each reporting date and adjusted to reflect the current best estimate. The amount of the provision is the present value of the risk-adjusted expenditures expected to be required to settle the obligation, determined using the estimated risk-free interest rate as a discount rate. Where discounting is used, the carrying amount of the provision increases in each period to reflect the unwinding of the discount by the passage of time.

j) Greenhouse Gas Emissions

The Company receives free emission rights as a result of the European Emission Trading Schemes. The rights are received on an annual basis and in return the Company is required to return rights equal to its actual emissions. The Company recognises a net liability resulting from the gas emissions. Therefore, a provision is only recognised when actual emissions exceed the emission rights received free of charge. When emission rights are purchased from other parties, they are measured at cost and treated as a reimbursement right. When emission rights are acquired by exchange, they are measured at fair value as at the date when they become available for use and the difference between the fair value and cost is recognised through profit or loss.

k) Revenue Recognition

Sales are recorded upon the delivery of products or performance of services, net of value added tax and discounts. The Company records revenues from fees for natural gas transmission, revenues from transmission network balance, and from other activities on an accrual basis. Moment of revenue recognition: revenues are recognised when the delivery terms are fulfilled, since at that moment significant risks and rights of ownership are transferred to the customer. The date of delivery fulfilment is the last day of the relevant calendar month.

l) Social Security and Pension Schemes

The Company is required to make contributions to various mandatory government insurance schemes, together with contributions by employees. The cost of social security payments is charged to the income statement in the same period as the related salary cost.

m) Retirement and Other Long-Term Employee Benefits

The Company has a long-term employee benefit program comprising a lump-sum retirement benefit, social assistance benefit in material deprivation and life and work jubilee benefits, for which no separate financial funds were earmarked. In accordance with IAS 19, the employee benefits costs are assessed using the projected unit credit method. Under this method, the cost of providing pensions is charged to the income statement so as to spread the regular cost over the service period of employees. The benefit obligation is measured as the present value of the estimated future cash flows discounted by market yields on Slovak government bonds, which have terms to maturity approximating the terms of the related liability. All actuarial gains and losses are recognised in the income statement. Past service costs are recognised when incurred up to the benefits already vested and the remaining portion is directly expensed.

n) Leasing

Finance lease

A finance lease is a lease that transfers substantially all the risks and rewards incidental to ownership of an asset (economic substance of the arrangement). Accounting treatment of leases is not dependent on which party is the legal owner of the leased asset. An operating lease is a lease other than a finance lease.

Operating lease

The lessee under an operating lease arrangement does not present assets subject to an operating lease in its balance sheet nor does it recognise operating lease obligations for future periods. Lease payments under an operating lease shall be recognised as an expense on a straight-line basis over the lease term.

o) Taxation

Income taxes are calculated from accounting profit as determined under Slovak accounting principles after adjustments for certain items for taxation purposes at the currently effective tax rate of 19%.

Deferred income tax is provided, using the liability method, for all temporary differences arising between the tax bases of assets and liabilities and their carrying amounts. Deferred tax is calculated at the tax rates that are expected to apply for the period when the asset is realised or the liability is settled. Deferred tax is recognised in the income statement, except when it relates to items directly credited or charged directly to equity, in which case the deferred tax is also recognised in equity. The income tax rate valid since 1 January 2004 is 19%.

Major temporary differences arise from depreciation on property, plant and equipment, various provisions, and derivative financial instruments. Deferred tax assets are recognised to the extent that it is probable that future taxable profit will be available against which the deductible temporary differences can be utilised.

p) Foreign currencies

Transactions in foreign currencies are initially recorded at the rates of the European Central Bank (ECB) pertaining on the dates of the transactions. Monetary assets, receivables and payables denominated in foreign currencies are translated as at the reporting date at the ECB exchange rates valid on the reporting date. Gains and losses arising on exchange as at the reporting date are included in the income statement.

4. CRITICAL ACCOUNTING JUDGMENTS AND KEY SOURCES OF ESTIMATION UNCERTAINTY

Except key actuarial assumptions (Note 10) used in the calculation of benefits there is no significant risk of material adjustments in future periods.

5. FINANCIAL INSTRUMENTS

a) Financial risk management

The Company is exposed to various financial risks. The Company's overall risk management program focuses on the unpredictability of financial markets and seeks to minimise potential adverse effects on the financial position of the Company. To manage certain risks, the Company enters into financial derivative instruments, eg swap commodity contracts. The purpose of such practice is to manage risks related to movements in commodity prices arising from the Company's operations.

(1) Foreign currency risk

The Company operates internationally and is exposed to foreign currency risk arising from various currency exposures.

Analysis of financial assets and financial liabilities by currency:

	Financial assets		Financial liabilities	
	As at 31 December 2011	As at 31 December 2010	As at 31 December 2011	As at 31 December 2010
USD	3 905	3 781	264	-

No contracts for hedging the 2011 exchange rates were concluded in 2011.

The table below displays the sensitivity of the Company to a 3% strengthening or weakening of the euro against the US dollar. The sensitivity analysis only includes outstanding monetary items denominated in foreign currency and adjusts their translation at the end of the reporting period by the 3% FX change.

	Impact of US dollar rate	
	As at 31 December 2011	As at 31 December 2010
Effect on profit before tax	113	117

The effects mainly relate to risks of outstanding receivables and payables in USD at the year-end.

(2) Commodity price volatility risk

To reduce risks related to changes in commodity prices the Company uses a swap of EUA – CER licences within the 7% limit determined by law.

Company has also entered into commodity swaps to hedge cash flow from sales of surplus of balancing gas in the volume of 2 488 800 MWh.

The following table details swap commodity contracts outstanding at the reporting date.

Open commodity swaps	2011		2011	
	Fair value hedging	Held for trading	Fair value hedging	Held for trading
Sell gas				
Less than 3 months	2 851	37	17 038	1 511
3 to 12 months	6 498	(8)	51 311	569
Over 12 months	-	-	-	-
Open commodity swaps	2010		2010	
	Fair value hedging	Held for trading	Fair value hedging	Held for trading
Sell gas				
Less than 3 months	265	-	2 751	-
3 to 12 months	296	(7)	4 418	517
Over 12 months	86	(17)	1 511	569

(3) Interest rate risk

The Company has no significant concentrations of interest rate risk. As at 31 December 2011 and 31 December 2010, the Company had no outstanding long-term loans and granted no long-term loans with a fixed interest rate.

(4) Credit risk

The maximum exposure to credit risk is represented by the carrying amount of each financial asset, including derivative financial instruments, in the balance sheet, net of any provision for impairment.

(5) Liquidity risk

Prudent liquidity risk management implies maintaining sufficient cash with adequate maturity, availability of funding through an adequate amount of committed credit lines and the ability to close open market positions. The Company, as a member of the SPP core group, is part of the cash-pooling system. In the system flexibility is maintained by keeping committed credit lines available and synchronizing the maturity of financial assets with financial needs.

The table below summarises the maturity of the financial liabilities as at 31 December 2011 and 31 December 2010, based on contractual undiscounted payments:

As at 31 December 2011	On demand	Less than 3 months	3 to 12 months	1 to 5 years	> 5 years	Total
Other liabilities	-	10 906	-	-	-	10 906
Trade and other payables	-	43 300	-	-	-	43 300
As at 31 December 2010	On demand	Less than 3 months	3 to 12 months	1 to 5 years	> 5 years	Total
Other liabilities	-	5 479	-	-	-	5 479
Trade and other payables	-	22 552	-	-	-	22 552

eustream, a.s.
NOTES TO THE INDIVIDUAL FINANCIAL STATEMENTS
Year ended 31 December 2011
(EUR '000)

The table below details the Company's liquidity analysis for its derivative financial instruments. The table is based on undiscounted net cash inflows/(outflows) on the derivative instruments that are settled on a net basis:

	Less than 1 month	1 - 3 months	From 3 months to 1 year	1 - 5 years	Total
2011					
Net settled:					
Forward currency contracts recognised as hedging	-	-	-	-	-
Forward currency contracts held for trading	-	-	-	-	-
Swap commodity contracts recognised as hedging	1 001	1 850	6 498	-	9 349
Swap commodity contracts held for trading	37	-	(8)	-	29
Total	1 038	1 850	6 490	-	9 377
2010					
Net settled:					
Forward currency contracts recognised as hedging	-	-	-	-	-
Forward currency contracts held for trading	-	-	-	-	-
Swap commodity contracts recognised as hedging	-	265	296	86	647
Swap commodity contracts held for trading	-	-	(7)	(17)	(24)
Total	-	265	289	69	623

b) Capital risk management

The Company manages its capital to ensure that it will be able to continue as a going concern while maximizing the return to shareholders through the optimisation of the debt and equity ratio.

The Company's capital structure consists of equity attributable to the Company's owners, comprising registered capital, legal and other funds and retained earnings as disclosed in Notes 13 and 14. The Company had no external loans as at the 2011 and 2010 year-ends.

c) Categories of financial instruments

	31 December 2011	31 December 2010
Financial assets		
Financial derivatives recognised as hedging	9 349	647
Financial derivatives held for trading	37	-
Loans and receivables (including cash and cash equivalents)	267 454	296 870
Financial assets available for sale	-	-
Financial liabilities		
Financial derivatives recognised as hedging	-	-
Financial derivatives held for trading	8	24
Financial liabilities carried at amortised costs	54 199	28 007

d) Estimated fair value of financial instruments

The fair value of forward currency contracts was determined using forward exchange rates at the reporting date.

The fair value of commodity swaps is determined using forward commodity prices as at the reporting date.

The estimated fair values of other instruments, mainly current financial assets and liabilities, approximate their carrying amounts.

The following table provides an analysis of financial instruments that, upon initial measurement, are subsequently recognised at fair value, in accordance with the fair value hierarchy.

eustream, a.s.
NOTES TO THE INDIVIDUAL FINANCIAL STATEMENTS
Year ended 31 December 2011
(EUR '000)

Level 1 of the fair value measurement represents those fair values that are deduced from the prices of similar assets or liabilities listed on active markets.

Level 2 of the fair value measurement represents those fair values that are deduced from input data other than listed prices included in Level 1, which are observable on the market for assets or liabilities directly (eg prices) or indirectly (eg deduced from prices).

Level 3 of the fair value measurement represents those fair values that are deduced from valuation models including subjective input data for assets or liabilities not based on market data.

	Level 1	Level 2	Level 3	Total
Financial assets at fair value through profit or loss	-	9 386	-	9 386
Financial derivatives held for trading	-	37	-	37
Financial derivatives used as hedging	-	9 349	-	9 349
Financial liabilities at fair value through profit or loss	-	8	-	8
Financial derivatives held for trading	-	8	-	8
Financial derivatives used as hedging	-	-	-	-

Embedded derivative instruments

Transmission contracts denominated in euros represented the currency of the primary economic environment for one of the substantial parties to the contracts and so these contracts were not regarded as a host contract with an embedded derivative under the requirements of IAS 39. Hence, in accordance with IAS 39 (as revised in December 2003), the Company did not recognise the embedded derivatives separately from the host contract. Transmission contracts denominated in US dollars represented the currency that is commonly used in contracts to purchase or sell non-financial items in the economic environment of the Slovak Republic in respect of business relations with external parties. Hence, in accordance with IAS 39 (as revised in December 2003), the Company did not recognise the embedded derivatives separately from the host contract.

The Company assessed all other significant contracts and agreements for embedded derivatives that should be recorded and concluded that there are no embedded derivatives in these contracts and agreements that are required to be measured and separately recognised as at 31 December 2011 and 31 December 2010 under the requirements of IAS 39 (as revised in 2003).

eustream, a.s.
NOTES TO THE INDIVIDUAL FINANCIAL STATEMENTS
Year ended 31 December 2011
(EUR '000)

6. PROPERTY, PLANT AND EQUIPMENT

<i>Year ended 31 December 2011</i>	<i>Regulation stations</i>	<i>Border entry/exit points, domestic points</i>	<i>Compressor stations</i>	<i>Gas pipeline</i>	<i>Buildings and land</i>	<i>Machinery and equipment</i>	<i>Other non-current tangible assets</i>	<i>Assets in the course of construction</i>	<i>Total</i>
Opening net book value	1 874	4 614	-	775	-	16 229	1 782	8 609	33 883
Additions	-	-	-	-	-	-	-	17 578	17 578
Placed into service	-	52	2 644	1 107	2 757	1 931	971	(9 462)	-
Reclassifications	(1 874)	1 874	-	-	-	-	-	-	-
Disposals	-	-	-	-	-	(102)	(9)	-	(11)
Depreciation charge	-	(209)	(76)	(17)	(24)	(2 518)	(623)	-	(3 467)
Change in provisions	-	-	-	-	-	(87)	-	-	(87)
Closing net book value	-	6 331	2 568	1 865	2 733	15 453	2 121	16 725	47 796
<i>Year ended 31 December 2011</i>	<i>-</i>	<i>7 040</i>	<i>2 644</i>	<i>1 887</i>	<i>2 757</i>	<i>27 668</i>	<i>4 548</i>	<i>16 725</i>	<i>63 269</i>
Cost	-	7 040	2 644	1 887	2 757	27 668	4 548	16 725	63 269
Provisions and accumulated depreciation	-	(709)	(76)	(22)	(24)	(12 215)	(2 427)	-	(15 473)
Net book value	-	6 331	2 568	1 865	2 733	15 453	2 121	16 725	47 796
<i>Year ended 31 December 2010</i>	<i>Regulation stations</i>	<i>Border entry/exit points, domestic points</i>	<i>Compressor stations</i>	<i>Gas pipeline</i>	<i>Buildings and land</i>	<i>Machinery and equipment</i>	<i>Other non-current tangible assets</i>	<i>Assets in the course of construction</i>	<i>Total</i>
Opening net book value	2 021	-	-	-	-	17 524	1 361	1 075	21 981
Additions	-	-	-	-	-	-	-	15 667	15 667
Placed into service	-	4 648	-	780	-	1 588	1 164	(8 180)	-
Reclassifications	-	-	-	-	-	-	-	-	-
Disposals	-	-	-	-	-	(119)	(34)	-	(153)
Depreciation charge	(147)	(34)	-	(5)	-	(2 827)	(725)	-	(3 738)
Change in provisions	-	-	-	-	-	63	16	47	126
Closing net book value	1 874	4 614	-	775	-	16 229	1 782	8 609	33 883
<i>Year ended 31 December 2010</i>	<i>2 340</i>	<i>4 648</i>	<i>-</i>	<i>780</i>	<i>-</i>	<i>29 192</i>	<i>4 299</i>	<i>8 609</i>	<i>49 868</i>
Cost	2 340	4 648	-	780	-	29 192	4 299	8 609	49 868
Provisions and accumulated depreciation	(466)	(34)	-	(5)	-	(12 963)	(2 517)	-	(15 985)
Net book value	1 874	4 614	-	775	-	16 229	1 782	8 609	33 883

Structures and plant, machinery and equipment represent the major portion of additions to assets.

The cost of fully depreciated non-current assets (including non-current intangible assets) that were still in use as at 31 December 2011 amounted to EUR 5 209 thousand (31 December 2010: EUR 5 646 thousand).

The accompanying notes form an integral part of the individual financial statements.

Type and amount of insurance for property, plant and equipment and intangible assets:

Insured object	Type of insurance	Cost of insured assets 2011	2010	Name and seat of the insurance company
Buildings, halls, structures, machinery, equipment, fixture & fittings, low-value TFA, other TFA, works of art, inventories	Insurance of assets	19 108	24 722	Allianz-Slovenská poistovňa, a.s. Kooperativa, a.s., ČSOB Poistovňa, a.s.
Motor vehicles	MTPL, motor vehicle insurance against damage, destruction and theft	5 940	5 723	Allianz-Slovenská poistovňa, a.s.

7. NON-CURRENT INTANGIBLE ASSETS AND OTHER ASSETS

Year ended 31 December 2011	Software	Other non- current intangible assets	Assets in the course of construction	Total
Opening net book value	40	3 189	92	3 321
Additions	-	-	10 366	10 366
Placed into service	6 588	505	(7 093)	-
Reclassifications	-	-	-	-
Disposals	-	(3 027)	-	(3 027)
Amortisation	(99)	(55)	-	(154)
Change of provisions	-	-	-	-
Closing net book value	6 529	612	3 365	10 506
At 31 December 2011				
Cost	7 911	794	3 365	12 070
Provision and accumulated depreciation	(1 382)	(182)	-	(1 564)
Net book value	6 529	612	3 365	10 506
Year ended 31 December 2010				
Opening net book value	219	1 488	459	2 166
Additions	-	-	3 145	3 145
Placed into service	23	3 047	(3 070)	-
Reclassifications	-	-	-	-
Disposals	-	(1 283)	(613)	(1 896)
Amortisation	(202)	(63)	-	(265)
Change of provisions	-	-	171	171
Closing net book value	40	3 189	92	3 321
At 31 December 2010				
Cost	1 448	3 345	92	4 885
Provision and accumulated depreciation	(1 408)	(156)	-	(1 564)
Net book value	40	3 189	92	3 321

Additions in the amount of EUR 8 181 thousand represent the purchase of software and hardware from the parent company.

8. INVENTORIES

	31 December 2011	31 December 2010
Natural gas	11 512	10 618
Raw materials and other inventories	11 090	10 727
Provision	(830)	(601)
Total	<u>21 772</u>	<u>20 744</u>

The balance of natural gas represents accumulated natural gas in the pipelines.

As at 31 December 2011 and 31 December 2010, only a provision for inventories of unusable or damaged raw materials in stock was created.

9. RECEIVABLES AND PREPAYMENTS

	31 December 2011	31 December 2010
Receivables from transmission activities	42 974	47 048
Receivables from financial derivatives	9 386	647
Prepayments and other receivables	224 412	249 763
Other taxes	2 186	555
Total	<u>278 958</u>	<u>298 013</u>

As at 31 December 2011, the Company recorded receivables due and overdue in the amount of EUR 278 814 thousand and EUR 318 thousand, respectively, excluding an impairment provision. As at 31 December 2010, the Company recorded receivables due and overdue in the amount of EUR 297 975 thousand and EUR 197 thousand, respectively, excluding an impairment provision.

Receivables and prepayments are shown net of provisions for bad and doubtful receivables in the amount of EUR 174 thousand (31 December 2010: EUR 159 thousand).

Receivables and prepayments as at 31 December 2011 include receivables from SPP in the amount of EUR 222 712 thousand (31 December 2010: EUR 254 888 thousand) and from SPP - distribúcia, a.s. in the amount of EUR 1 788 thousand (31 December 2010: EUR 2 502 thousand).

Movements in the provision for receivables were as follows:

	31 December 2011	31 December 2010
Opening value	(159)	(148)
Creation	(41)	(13)
Use	23	-
Reversal	3	2
Closing value	<u>(174)</u>	<u>(159)</u>

Security of receivables

To secure the Company's receivables, several bank guarantees were established totalling EUR 5 606 thousand (31 December 2010: EUR 7 503 thousand).

Overdue receivables that were not provided for:

	2011	2010
Less than 2 months	144	36
2 to 3 months	-	-
3 to 6 months	-	-
6 to 9 months	-	-
9 to 12 months	-	-
More than 12 months	-	-
Total	<u>144</u>	<u>36</u>

Overdue receivables that were provided for:

	2011	2010
Less than 2 months	-	-
2 to 3 months	-	-
3 to 6 months	-	-
6 to 9 months	-	1
9 to 12 months	-	12
More than 12 months	174	148
Total	174	161

10. RETIREMENT AND OTHER LONG-TERM EMPLOYEE BENEFITS

The long-term employee benefits program at the Company was launched in 2006. This is a defined benefit program, under which the employees are entitled to a lump-sum payment upon old age or disability retirement and, subject to vesting conditions, life and work jubilee payments. In 2010, the Company signed a new collective agreement under which employees are entitled to a retirement benefit based on the number of years with the SPP core group companies at the date of retirement. The retirement benefits range from one month to six months of the employee's average salary. As at 31 December 2011 and 31 December 2010, the obligation relating to retirement and other long-term employee benefits was calculated on the basis of valid collective agreements in the given years.

As at 31 December 2011, there were 1 047 (31 December 2010: 897) employees covered by this program. As of that date, it was an un-funded program, with no separately allocated assets to cover the program's liabilities.

Movements in the net liability recognised in the balance sheet for the year ended 31 December 2011 are as follows:

	Long-term benefits	Post- employment benefits	Total benefits at 31 December 2011	Total benefits at 31 December 2010
Net liability at 1 January	424	1 811	2 235	2 424
Net expense recognised	84	(136)	(52)	(109)
Benefits paid	(57)	-	(57)	(80)
Net liabilities	451	1 675	2 126	2 235
	Current liabilities (included in other current liabilities)		Non-current liabilities	Total
At 31 December 2011		93	2 033	2 126
At 31 December 2010		97	2 138	2 235

Key assumptions used in actuarial valuation:

	At 31 December 2011	At 31 December 2010
Market yield on government bonds	5.175%	4.60%
Annual future real rate of salary increases	2.00%	2.00%
Annual employee turnover	1.44%	1.44%
Retirement ages (male and female)	62 for male and 60 for female	62 for male and 60 for female

11. PROVISIONS FOR LIABILITIES

Movements in provisions are summarised as follows:

	Total provisions at 31 December 2011	Total provisions at 31 December 2010
Balance at 1 January	5 565	3 283
Effect of discounting	-	-
Creation of provisions	505	3 417
Use of provisions	(2 282)	-
Reversal of provisions	-	(1 135)
Closing balance	3 788	5 565

The provisions are included in liabilities as follows:

	Current provisions (included in other current liabilities)	Non-current provisions	Total provisions
At 31 December 2011	3 788	-	3 788
At 31 December 2010	5 565	-	5 565

In 2007, following the ruling of the Anti-monopoly Office of the Slovak Republic imposing a fine on the Company, a provision of EUR 3 283 thousand was created. The fine was paid in 2008, thereby using the provision in full. In 2009, following a ruling by the Bratislava Regional Court, the Anti-monopoly Office deposited the fine in the full amount into the Company's bank account. As the litigation has not been lawfully terminated, a provision of EUR 3 283 thousand was created in 2009.

To cover the liability related to the produced CO₂ emissions, the Company created a provision in the amount of EUR 505 thousand. The provision will be used at the delivery of the 2011 emission rights in April 2012.

12. TRADE AND OTHER PAYABLES

	At 31 December 2011	At 31 December 2010
Trade and other payables	40 126	22 974
Employee liabilities	8 246	3 528
Social security and other taxes	2 260	1 467
Liabilities from transmission activities	3 566	38
Liabilities from financial derivatives	8	24
Total	54 206	28 031

As at 31 December 2011, trade and other payables include payables to SPP in the amount of EUR 9 948 thousand (31 December 2010: EUR 26 thousand) and to SPP – distribúcia, a.s. in the amount of EUR 6 426 thousand (31 December 2010: EUR 1 695 thousand).

As at 31 December 2011, the Company recorded payables within maturity in the amount of EUR 54 206 thousand; no overdue payables were recorded. As at 31 December 2010, the Company recorded payables within maturity in the amount of EUR 28 031 thousand; no overdue payables were recorded.

eustream, a.s.
NOTES TO THE INDIVIDUAL FINANCIAL STATEMENTS
Year ended 31 December 2011
(EUR '000)

Social fund payables:

	Amount
Opening balance as at 1 January 2011	306
Total creation:	261
<i>from expenses</i>	261
Total drawing:	(309)
<i>social assistance benefit in material deprivation</i>	-
<i>monetary rewards and gifts</i>	(23)
<i>life jubilee benefits</i>	(20)
<i>work jubilee benefits</i>	(37)
<i>catering allowance</i>	(108)
<i>other drawing as per CA</i>	(121)
Closing balance as at 31 December 2011	258

Liabilities secured by pledge or other form of collateral

As at 31 December 2011, the Company established a bank guarantee in Tatra banka, a.s. totalling EUR 332 thousand for payables to the Customs Office (31 December 2010: EUR 332 thousand).

In respect of liabilities arising from the lease of the transmission network and the adjacent land, eustream, a.s., and SPP concluded a contract for the conditional assignment of receivables, on the basis of which the Company cedes the receivables from the transmission contracts to SPP in the event that the liabilities for the lease of the transmission network and the adjacent land are not settled.

13. REGISTERED CAPITAL

The registered capital consists of 10 ordinary certificate-form shares at the face value of EUR 3 319.39 per share, and 1 ordinary certificate-form share at the face value of EUR 82 895 533.19. The SPP is the 100% owner of the shares referred to above. The registered capital was incorporated in the Commercial Register in the full amount.

14. LEGAL RESERVE FUND AND RETAINED EARNINGS

Since 1 January 2008 the Company has been required to prepare individual financial statements in accordance with IFRS as adopted by the EU. Retained earnings represent amounts based on the individual financial statements.

The legal reserve fund in the amount of EUR 16 586 thousand (31 December 2010: EUR 16 586 thousand) is created in accordance with Slovak law and is not distributable to shareholders. The reserve is created from retained earnings to cover possible future losses or increases of the registered capital. Transfers of at least 10% of the current year's profit are required to be made until the reserve is equal to at least 20% of the registered capital. The legal reserve fund in the Company has already attained 20% of the registered capital.

Allotment	Profit allotment for 2010	Profit allotment for 2009
Allotment to legal reserve fund	-	-
To cover losses from previous years	-	-
Dividends	188 285	78 669
Total profit to be distributed	188 285	78 669

Hedging Reserves

A hedging reserve represents a cumulative accrued portion of gains and losses arising from a change in the fair value of hedging instruments concluded for cash flow hedging.

A cumulative gain or loss arising from a change in the fair value of hedging derivatives that are recognised and accrued in the legal reserve fund of cash flow hedging is reclassified in the income statement provided that the hedging transaction has an effect on the income statement or is included as an adjustment of the base in the hedged non-financial item in accordance with the applicable accounting procedures.

eustream, a.s.
NOTES TO THE INDIVIDUAL FINANCIAL STATEMENTS
Year ended 31 December 2011
(EUR '000)

	Year ended 31 December 2011	Year ended 31 December 2010
Opening balance	647	(484)
Gain/loss on cash flow hedging		
Currency forward contracts	-	(2 997)
Commodity forward contracts	-	-
Commodity swap contracts	10 216	647
Interest rate swap contracts	-	-
Income tax applicable to gains/losses recognised through equity	(1 776)	-
Transfer to profit/loss		
Currency forward contracts	-	3 481
Commodity forward contracts	-	-
Commodity swap contracts	(1 514)	-
Interest rate swap contracts	-	-
Income tax applicable to gains/losses recognised through profit/loss	-	-
Transfer to initial carrying amount of the hedged item		
Currency forward contracts	-	-
Commodity forward contracts	-	-
Commodity swap contracts	-	-
Interest rate swap contracts	-	-
Income tax applicable to amounts transferred to the initial carrying amount of the hedged item	-	-
Closing balance	7 573	647

Gains/(losses) arising from a change in the fair value of the hedging instruments transferred during the current period from equity to profit and loss are disclosed in the following lines of the income statement:

	Year ended 31 December 2011	Year ended 31 December 2010
Revenues from sale of services	-	-
Natural gas transmission (revenue)	(1 514)	-
Purchases of natural gas, consumables and services	-	-
Other costs, net	-	3 481
Financial expenses	(38)	20
Income tax charged to expenses	-	-
Total	(1 552)	3 501

15. STAFF COSTS

	Year ended 31 December 2011	Year ended 31 December 2010
Wages, salaries and bonuses	23 198	20 927
Social security costs	7 833	6 394
Other social security costs and severance pay	5 575	4 568
Total staff costs	36 606	31 889

The Company is required to make social security contributions, amounting to 35.2% of salary bases as determined by law, up to a maximum amount ranging from EUR 1 - 3 thousand per employee depending on the type of insurance. The employees contribute an additional 13.4% of the relevant base up to the above limits.

16. COSTS OF AUDIT SERVICES

	Year ended 31 December 2011	Year ended 31 December 2010
Audit of financial statements	20	33
Other assurance services	-	2
Tax advisory services	-	-
Other related services provided by the auditor	14	-
Total	34	35

17. INVESTMENT INCOME

	Year ended 31 December 2011	Year ended 31 December 2010
Interest income	1 561	461
Derivative instruments	236	394
Dividends	-	-
Other investment income, net	-	-
Total investment income	1 797	855

18. FINANCIAL EXPENSE

	Year ended 31 December 2011	Year ended 31 December 2010
Interest expense	-	2
FX differences – loss/(profit) (Note 19)	-	29
Other	45	47
Total financial expense/(income)	45	78

19. FOREIGN EXCHANGE RATE DIFFERENCES

	Year ended 31 December 2011	Year ended 31 December 2010
Foreign exchange rate losses (gains) arising from:		
– Operating activities	(461)	3 573
– Financing activities (Note 18)	-	29
Total foreign exchange rate losses (gains)	(461)	3 602

20. TAXATION

20.1. Income Tax

Income tax comprises the following:

	Year ended 31 December 2011	Year ended 31 December 2010
Current income tax	44 275	45 735
Deferred income tax (Note 20.2)		
– current year	(306)	177
Total	43 969	45 912

eustream, a.s.
NOTES TO THE INDIVIDUAL FINANCIAL STATEMENTS
Year ended 31 December 2011
(EUR '000)

The reconciliation between the reported income tax expense and the theoretical amount that would arise using the standard tax rates is as follows:

	Year ended 31 December 2011	Year ended 31 December 2010
Profit before taxation	231 028	234 197
Income tax at 19%	43 895	44 497
Effect of adjustments from permanent differences between accounting and tax value of assets and liabilities	(93)	1 554
Other adjustments	167	(139)
Income tax for the current year	43 969	45 912

Adjustments primarily include non-tax deductible costs.

The taxation years from 2006 to 2011 are still open for inspection by the tax authorities.

20.2. Deferred Income Tax

The following are the major deferred tax liabilities and assets recognised by the Company and movements therein, during the current and prior reporting periods:

	At 1 January 2011	Charge to equity for the period	(Charge)/credit to profit for the period	At 31 December 2011
Difference in NBV of non-current assets	(2 696)	-	(621)	(3 317)
Change in fair value of derivatives	-	(1 776)	-	(1 776)
Items adjusting tax base only when paid	-	-	-	-
Employee benefits and other provisions	814	-	893	1 707
Provisions for receivables	1	-	(1)	-
Impairment loss	7	-	(7)	-
Provisions for inventories	114	-	44	158
Other	-	-	(2)	(2)
Total	(1 760)	(1 776)	306	(3 230)

	At 1 January 2010	Charge to equity for the period	(Charge)/credit to profit for the period	At 31 December 2010
Difference in NBV of non-current assets	(2 664)	-	(32)	(2 696)
Change in fair value of derivatives	-	-	-	-
Items adjusting tax base only when paid	-	-	-	-
Employee benefits and other provisions	890	-	(76)	814
Provisions for receivables	3	-	(2)	1
Impairment loss	49	-	(42)	7
Provisions for inventories	139	-	(25)	114
Total	(1 583)	-	(177)	(1 760)

In accordance with the Company's accounting policy, certain deferred tax assets and liabilities were mutually offset. The following table shows the balances (after offsetting) of deferred tax for the purposes of recognition in the balance sheet:

	31 December 2011	31 December 2010
Deferred tax liability	3 230	1 760
Total	3 230	1 760

21. TAX EFFECTS IN THE STATEMENT OF OTHER COMPREHENSIVE INCOME

Disclosure of tax effects relating to each component of other comprehensive income:

At 31 December 2011	Before tax	Tax	After tax
Cash flow hedging	8 702	(1 776)	6 926
Other comprehensive income for the period	8 702	(1 776)	6 926

At 31 December 2010	Before tax	Tax	After tax
Cash flow hedging	1 131	-	1 131
Other comprehensive income for the period	1 131	-	1 131

22. CASH FLOWS FROM OPERATING ACTIVITIES

	Year ended 31 December 2011	Year ended 31 December 2010
Profit before tax	231 028	234 197
Adjustments:		
Depreciation and amortisation	3 622	4 108
Interest income, net	(1 561)	(459)
FX differences	(5)	56
Derivatives	(1 759)	3 087
Provisions and other non-cash items	1 000	2 135
Loss from sale of non-current assets	80	4
(Increase)/decrease in receivables and prepayments	(28 384)	(132 551)
(Increase)/decrease in inventories	(1 280)	755
Increase/(decrease) in trade and other payables	15 564	6 818
Cash flows from operating activities	275 073	118 150

23. COMMITMENTS AND CONTINGENCIES

Capital Expenditure Commitments

As at 31 December 2011, capital expenditures of EUR 18 018 thousand (31 December 2010: EUR 13 706 thousand) had been committed under contractual arrangements for the acquisition of non-current assets, but were not recognised in the financial statements.

Operating Lease Arrangements

The Company operates the international natural gas transmission network under the Contract for Operating Lease with the owner – SPP. The contract is for six years and does not contain an option for purchasing the assets at the end of the lease term. The lease payments in the year ended 31 December 2011 amounted to EUR 340 641 thousand (31 December 2010: EUR 366 593 thousand). The lease contract expires in June 2012. Under the requirements of the EU's third energy package, the parent company may no longer own the transmission network. The Company expects that parent company will transfer the transmission network to eustream. However, the EU's third energy package legislation must be transposed into the relevant Slovak legislation by March 2012 (refer to paragraph "Liberalisation of the Slovak Energy Sector and Possible Risks Arising from the Regulation of Natural Gas Transmission" in Note 23). The Slovak Republic has drafted the required legislation; however, it has not yet been approved and is not expected to be approved by March 2012. The final draft or timing of the legislation is still uncertain. The Company expects to continue the use of the transmission network under the current terms and conditions until the new legislation has been adopted and the transmission network has been transferred.

The Company leases means of transport under an operating lease agreement. The agreement is made for four years and the Company has no pre-emptive right to purchase the assets after the expiry of the lease term. The lease payments in the year ended 31 December 2011 amounted to EUR 2160 thousand (31 December 2010: EUR 602 thousand).

Non-cancellable operating lease payables amount to:

Period	2011	2010
Within 1 year	172 481	368 038
From 1 to 5 years	3 421	187 029
More than 5 years	-	-
Total	175 902	555 067

Natural Gas Transmission

In 2011, the Company fully implemented a long-term contract for natural gas transmission (with ship-or-pay conditions) through the Slovak Republic with Gazprom export LLC, a Russian natural gas exporter. This contract enables the use of gas pipelines in the ownership of SPP, leased under a lease agreement to eustream, in line with the transmission capacity required by Gazprom export LLC to fulfil long-term export contracts signed with customers in Central and Western Europe.

The Company provides access to the transmission network and transmission services on the basis of ship-or-pay contracts. The major user of the network (shipper) is Gazprom export LLC, followed by other customers, usually leading European gas companies transmitting gas from Russian and Asian reservoirs to Europe. The major part of the transmission capacity is ordered on the basis of long-term contracts. In addition, eustream, within the entry-exit system, also concludes short-term transmission contracts.

The Company is paid transmission fees directly to its accounts by the relevant shipper. Tariffs have been fully regulated since 2005. The regulator annually issues pricing decisions on the basis of a proposal submitted by the Company.

On the basis of the regulated business and pricing terms, shippers also provide the Company with a portion of the tariffs in kind as gas for operating purposes, covering gas consumption during the operation of the transmission network.

Taxation

The Company has significant transactions with shareholders and other related parties. The tax environment in which the Company operates in the Slovak Republic is dependent on the prevailing tax legislation and practice. As the tax authorities are reluctant to provide official interpretations in respect of the tax legislation, there is an inherent risk that the tax authorities may require, for example, transfer pricing or other adjustments of the corporate income tax base. The tax authorities in the Slovak Republic have broad powers of interpretation of tax laws which could result in unexpected results from tax inspections. The amount of any potential tax liabilities related to these risks cannot be estimated.

Liberalisation of the Slovak Energy Sector and Possible Risks Arising from the Regulation of Natural Gas Transmission

Regulation framework on the natural gas market in the Slovak Republic

On the basis of the current energy legislation, the natural gas market in the Slovak Republic is fully liberalised, allowing all customers to freely select a natural gas supplier (effective from 1 July 2007). The Company as the operator of the transmission network is obliged to provide free and non-discriminatory access to the transmission network in the Slovak Republic to all natural gas transmission companies that fulfil commercial and technical conditions for gas transmission. The Company's activities are subject to regulation from the Regulatory Office of Network Industries (RONI). RONI, inter alia, establishes the regulation policy for individual regulation periods, monitors compliance of corporate activities with the existing legislation and RONI decrees, and issues decisions on tariff determination for access to the transmission network and gas transmission.

Tariffs for regulated activities

Every year RONI approves tariffs for access to the transmission network and natural gas transmission. These tariffs are determined based on an analysis of gas transmission price benchmarking in the other EU Member States. The 2011 tariffs for access to the transmission network and natural gas transmission were approved by RONI Ruling 0003/2011/P dated 6 October 2010, published in Journal 77/2010.

Changes in the regulatory laws and policy

In 2011, no significant change in the energy legislation regulating gas transmission was adopted. In 2011, other secondary legislation regulations were issued (e. g. RONI price decrees). In general, this new legislation does not introduce any changes into the method of price regulation with regard to gas transmission for users of the transmission network in the Slovak Republic. In Ruling 0003/2012/P of 29 September 2011, RONI approved the Company's proposed prices for access to the transmission network and gas transmission for 2012, while the tariff for the title transfer service was removed from this price ruling and became an integral part of the Company's Operational Order. On 29 November 2011, RONI, in Ruling 0011/2011/P-PP, approved the Company's Operational Order, which introduces to the market new products supporting the liquidity and flexibility of the natural gas market, especially the virtual trading point, the title transfer service and the short haul service. Other important new services include the provision of a framework contract on access to the transmission network and the transmission of natural gas that allows one to enter into a contract flexibly and in an electronic form.

EU 3rd Energy Package

In 2009, the European Union endorsed Directive No. 2009/73/EC and related regulations concerning common rules for the internal market in natural gas, the so-called "EU 3rd Energy Package". The aim of the new regulation is, inter alia, to specify a new regime for unbundling of transmission system operators, which enables choosing one of the following three scenarios:

- Ownership unbundling;
- Independent system operator; or
- Independent transmission operator.

EU Member States were required to adopt the so-called implementation legislation into their own legislations before 3 March 2011 and select one of the aforementioned separation scenarios, which must then be implemented over the next 12 months, but not later than 3 March 2012. The transposition of this legislation into the legislation of the Slovak Republic has not been completed yet and is currently uncertain which separation scenario will be adopted.

The management expects that the impact of the third Energy Package will be that SPP will transfer the transmission network to eustream, which is currently the only licensed gas transmission operator in the Slovak Republic.

eustream, a.s.
NOTES TO THE INDIVIDUAL FINANCIAL STATEMENTS
Year ended 31 December 2011
(EUR '000)

24. RELATED PARTY TRANSACTIONS

In 2011, the Company entered into the following transactions with related parties:

	Year ended 31 December 2011						31 December 2011		
	Revenues	Creation/ (reversal) of provisions for receivables	Expenses	Dividends	Other	Receivables	Provisions for receivables	Payables	
SPP	107 222	-	360 143	188 285	14 282	222 712	-	9 948	
Other related parties	66 104	-	9 160	-	13 995	1 792	-	21 587	

Management considers that the transactions with related parties have been made on an arm's length basis.

In 2011, transactions with SPP represented distribution of dividends and other transactions related to lease of non-current assets, purchase and sale of natural gas and other services.

In 2011, transactions with other related parties mainly represented services related to purchases, sale and transmission of natural gas, and other services.

	Year ended 31 December 2010						31 December 2010		
	Revenues	Creation/ (reversal) of provisions for receivables	Expenses	Dividends	Other	Receivables	Provisions for receivables	Payables	
SPP	126 989	-	391 095	78 669	6 393	256 296	-	26	
Other related parties	75 909	-	4 939	-	14 157	2 502	-	11 300	

The accompanying notes form an integral part of the individual financial statements.

eustream, a.s.
NOTES TO THE INDIVIDUAL FINANCIAL STATEMENTS
Year ended 31 December 2011
(EUR '000)

The compensation of the members of the Company's bodies and executive management during the year was as follows:

	Year ended 31 December 2011	Year ended 31 December 2010
Remuneration to members of the Board of Directors, Supervisory Board, executive management and former members of the bodies - total	578	639
<i>Of which – Board of Directors and executive management</i>	<i>456</i>	<i>508</i>
<i>– Supervisory Board</i>	<i>122</i>	<i>131</i>
Benefits after termination of employment to members of the Board of Directors, Supervisory Board, executive management and former members of the bodies – total	-	-
Other long-term benefits to members of the Board of Directors, Supervisory Board, executive management and former members of the bodies – total	-	-
<i>Of which – Board of Directors and executive management</i>	<i>-</i>	<i>-</i>
Benefits in kind to members of the Board of Directors, Supervisory Board, executive management and former members of the bodies - total	10	12
<i>Of which – Board of Directors and executive management</i>	<i>10</i>	<i>12</i>
Other payments to members of the Board of Directors, Supervisory Board, executive management and former members - total	-	-
<i>Of which – Board of Directors and executive management</i>	<i>-</i>	<i>-</i>

25. SUPPLEMENTARY INFORMATION TO COMPLY WITH OTHER STATUTORY REQUIREMENTS FOR INDIVIDUAL FINANCIAL STATEMENTS

a) Members of the Company's bodies

Body	Function	Name
Board of Directors	Chairman	Dipl. Ing. Antoine Jourdain – until 30 Jun 2011
	Chairman	Ing. Andreas Rau – since 1 Jul 2011
	Vice-Chairman	Ing. Miroslav Gažo – until 9 Feb 2011
	Vice-Chairman	Ing. Branislav Bajza – since 8 Sep 2011
	Member	Ing. Andreas Rau – until 30 Jun 2011
	Member	Dipl. Ing. Antoine Jourdain – since 1 Jul 2011
Supervisory Board	Chairman	Ing. Jaroslav Krč – Šebera – until 7 Sep 2011
	Chairman	Ing. Andrej Senaj – since 30 Sep 2011
	Vice-Chairman	Ing. Thierry Kalfon MBA – until 30 Jun 2011
	Vice-Chairman	Ing. Georg Friedrich Rosenstock – from 1 Jul 2011 until 30 Sep 2011
	Vice-Chairman	Christian Janzen – since 1 Oct 2011
	Member	Martin Ryba – until 7 Sep 2011
	Member	Mgr. Ivan Švec – until 7 Sep 2011
	Member	JUDr. Anton Kupšo – since 8 Sep 2011
	Member	Ing. Andrej Senaj – from 8 Sep 2011 until 29 Sep 2011
	Member	Andrej Lendvay
	Member	Ing. Rudolf Rigáň – until 24 Nov 2011
	Member	Viktor Mihalik – since 25 Nov 2011
Executive management	General Director	Ing. Pavol Janočko

b) Consolidated financial statements

The Company is a subsidiary of SPP, which has its registered office at Mlynské nivy 44/a, Bratislava, and holds a 100% share in the Company's registered capital.

The Company provides the data for the individual financial statements to the higher consolidation of SPP. SPP prepares the consolidated financial statements in accordance with the International Financial Reporting Standards (IAS/IFRS).





The highest reporting entities that consolidate eustream are GDF SUEZ SA and E.ON AG.

The individual financial statements of eustream and the consolidated financial statements of SPP are deposited with the Commercial Register of Bratislava I District Court, Záhradnícka 10, 811 07 Bratislava, published in the Commercial Journal and at www.eustream.sk and www.spp.sk.

26. POST-BALANCE SHEET EVENTS

Mr. Gunnar Löwensen was appointed the Chairman of the Board of Directors of eustream with effect from 1 January 2012.

No events occurred subsequent to 31 December 2011 that might have a material effect on the financial statements of the Company.

Prepared on:	Signature of the person responsible for bookkeeping:	Signature of the person responsible for the preparation of the financial statements:	Signature of a member of the statutory body of the reporting entity or a natural person acting as a reporting entity:
17 February 2012			
Approved on:			
23 April 2012	 Ing. Olga Majorošová Director, Finance and Human Resources	 Ing. Pavol Janočko General Director	 Gunnar Löwensen Chairman of the Board of Directors  Dipl. Ing. Antoine Jourdain Member of the Board of Directors

**Proposal
of profit distribution
for the year 2011**

The proposal of profit distribution for the year 2011 is prepared in line with the Articles of Association of eustream, a.s. Article XIX - PROFIT DISTRIBUTION, Article XVIII – GENERATION AND USE OF RESERVE FUND, and in line with the provisions of the Commercial Code No. 513/1991 Coll., as amended.

The proposal of the profit distribution for the year 2011 is based on the audited financial statements for the year 2011.

I.	Profit after tax	187,059,452.27 €
II.	Allocation to the statutory reserve fund in accordance with the Article XVIII of the Articles of Association the reserve fund reached the level of 20% of registered capital	0.00 €
III.	Level of net profit determined as dividends	187,059,452.27 €



eustream, a.s.

Votrubova 11/a
821 09 Bratislava
Slovak Republic

www.eustream.sk

